

# **THEISIS GOLD INC.**

**Management's Discussion and Analysis**  
**For the three months ended May 31, 2025 and 2024**

**Thesis Gold Inc.**  
**Management Discussion and Analysis**  
**For the three months ended May 31, 2025**

---

This Management’s Discussion and Analysis (“MD&A”) supplements, but does not form part of, the condensed interim financial statements of Thesis Gold Inc. (“Thesis” or the “Company”) and the notes thereto for the three months ended May 31, 2025 and 2024 (the “Financial Statements”). Consequently, the following discussion and analysis of the results of operations and financial condition for Thesis Gold Inc., should be read in conjunction with the audited financial statements which have been prepared in accordance with International Financial Reporting Standards (“IFRS”). All amounts are stated in Canadian dollars unless otherwise indicated. The reader should be aware that historical results are not necessarily indicative of future performance. This MD&A has been prepared based on information known to management as of July 30, 2025.

**FORWARD-LOOKING STATEMENTS**

Certain statements contained in the following MD&A and elsewhere constitute forward-looking statements. Such forward-looking statements involve a number of known and unknown risks, uncertainties and other factors which may cause the actual results, performance or achievements of the Company to be materially different from any future results, performance or achievements expressed or implied by such forward-looking statements. Readers are cautioned not to place undue reliance on these forward-looking statements, which speak only as of the date the statements were made, and readers are advised to consider such forward-looking statements in light of the risks set forth below. The Company assumes no obligation to update or revise forward-looking statements to reflect new events or circumstances except as required by law.

**DESCRIPTION OF BUSINESS**

Thesis Gold Inc. is a junior resource company and reporting issuer in the provinces of British Columbia and Alberta. Its principal business is the identification, evaluation, acquisition and exploration of mineral properties. The Company is currently focused on proving and developing the Lawyers-Ranch Project in the Toodoggone mining district of north-central British Columbia, Canada.

The common shares of Thesis are listed for trading on the TSX Venture Exchange in Canada under the trading symbol “TAU”, on the OTCQX Venture Market in the United States under the trading symbol “THSGF” and on the Frankfurt Stock Exchange in Germany under the trading symbol “A3EP87”.

**OVERALL PERFORMANCE**

The focus of Thesis’s human and financial resources is the advancement of Lawyers-Ranch Project in British Columbia, Canada. See “Lawyers-Ranch Project” below for additional information. As of May 31, 2025, the Company has sufficient working capital to cover operating expenditures anticipated for the next twelve months. Such expenditures include costs related to administrative overhead and exploration activities. See “Risks and Uncertainties” for additional information.

**Company Highlights for the fiscal year to date**

- Completed a bought deal flow-through private placement for gross proceeds of \$27,569,930. Centerra Gold Inc. participated in the private placement to maintain their shareholding interest in the Company (see news releases dated July 8, 2025).
- Mobilized crews to commence 2025 exploration program at the Lawyers-Ranch Project (see news release June 5, 2025).
- Completed a \$24,163,965 hard dollar private placement with Centerra Gold Inc., to acquire a 9.9% interest in the common shares of the Company (see news releases dated April 22 and April 28, 2025).

- Completed a short-form vertical amalgamation with the Company’s wholly-owned subsidiary Thesis Gold (Holdings) Inc. (see news release dated March 3, 2025).

### Financings completed

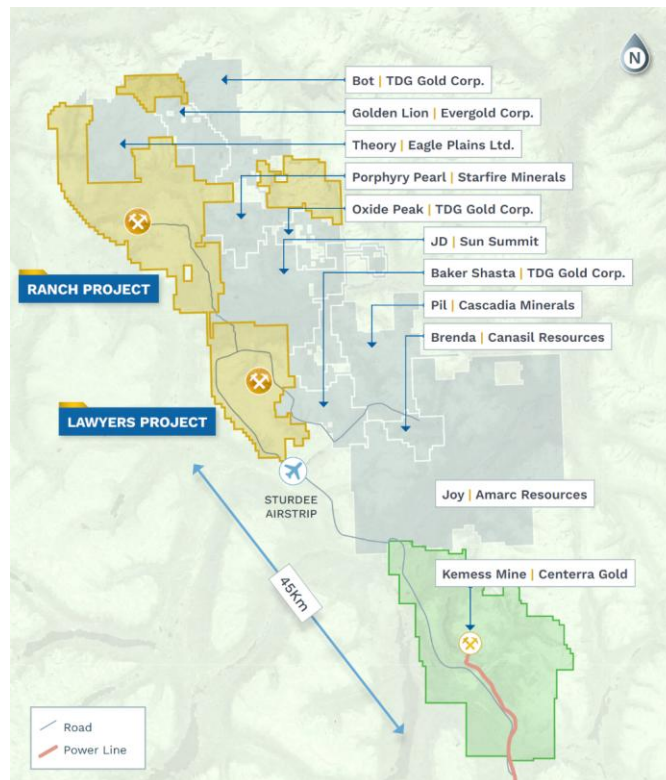
On July 8, 2025, the Company completed a private placement of 18,814,000 flow-through common shares for gross proceeds of \$27,569,930. The placement consisted of (i) 5,770,000 common shares of the Company issued as “flow-through shares” with respect to “Canadian exploration expenses” (each within the meaning of the Income Tax Act (Canada)) (the “BC CEE Flow-Through Shares”) at a price of \$1.56 per BC CEE Flow-Through Share for aggregate gross proceeds of \$9,001,200; (ii) 11,114,000 common shares of the Company issued as “flow-through shares” with respect to “Canadian exploration expenses” (each within the meaning of the Tax Act) (“National CEE Flow-Through Shares”) at a price of \$1.445 per National CEE Flow-Through Share for aggregate gross proceeds of \$16,059,730 and (iii) 1,930,000 common shares of the Company issued as “flow-through shares” with respect to “Canadian exploration expenses” (each within the meaning of the Tax Act) (“Traditional Flow-Through Shares”) at a price of \$1.30 per Traditional Flow-Through Share for aggregate gross proceeds of \$2,509,000 (the BC CEE Flow-Through Shares, the National CEE Flow-Through Shares and the Traditional Flow-Through Shares are, collectively referred to as the “Flow-Through Shares”).

On December 17, 2024, the Company completed a private placement of 16,666,667 common shares at \$0.60; for gross proceeds of \$10,000,000. The Company paid a cash commission of \$605,000 and issued non-transferable agent warrants of the Company exercisable to purchase up to 1,000,000 shares at \$0.60 per share for an 18-month period.

### Lawyers-Ranch Project

The combined Lawyers-Ranch project covers a total of 131 mining claims (100 contiguous claims and 31 non-contiguous claims; Figure 1) covering over 495 square kilometers in the Toadoggone Mining District of northern British Columbia.

**Figure 1:** Regional map of the Toadoggone Mining District showing the locations of the Lawyers-Ranch Project.



## A Brief History of Mineral Potential and Production in the Toodoggone District

The Lawyers-Ranch Project contains over 40 known precious and base metal mineral occurrences that were first recognized and explored beginning as early as 1824. Exploration in the region began in earnest in the 1960s, and by the 1980s the economic value of mineralized prospects at Lawyers-Ranch was established. Between 1989 and 1992 Cheni Gold Mines Inc. established and developed the Lawyers Mine, leading to the production of 171,066 ounces of gold and 3,546,400 ounces of silver (Preliminary Economic Assessment: Lawyers Gold-Silver Project, 2022) from the Cliff Creek, Dukes Ridge, and AGB deposits. Historical gold production from Lawyers was augmented by the 10,000 ounces of gold from the nearby Ranch Project in 1991 from starter pits at Thesis III, BV, and Bonanza.

A resurgence in exploration at Lawyers-Ranch began in 2018, with comprehensive field and drilling programs at the Lawyers project area. Modern exploration began at Ranch in 2020 and has succeeded in significantly expanding the footprint of known mineralization at the historically mined Thesis III and Bonanza zones, while also identifying numerous other mineralized resources containing near-surface, high-grade gold.

## Infrastructure in the Toodoggone District

Excellent infrastructure allows for both air and vehicle access to the Lawyers-Ranch Project (Figure 1). The Sturdee Airstrip is immediately south of the Lawyers area and allows for regular flights from regional airports in Prince George, Terrace, and Smithers, BC. The Ranch area is road-accessible via the recently upgraded Lawyers Ring Road. This road circumnavigates Lawyers and allows for low elevation access to both project areas. Lawyers is situated 45 km northwest of the Kemess gold-copper mine, a viable tie-in point to a hydroelectric power grid (BC Minfile No. 094E 094).

## Recent Project Activity

Thesis Gold initiated a PFS, which will integrate results from the 2024 field season, and build upon the existing Preliminary Economic Assessment published in 2024. The activities of 2024 and the early part of 2025 are crucial steps in derisking the Lawyers-Ranch Project and will form the basis of a subsequent Feasibility Study and Environmental Assessment application.

## Q4 Highlights (December 2024 to February 2025)

Thesis Gold is engaged in a Prefeasibility Study (PFS), which is being led by Ausenco and Mining Plus. These teams are working through scenarios related to project design and construction to build upon the results of the 2024 PEA (see below for more information). During this quarter, additional samples were selected and submitted for geotechnical characterization investigations, and these data will eliminate the reliance of assumptions feeding into the PFS. The PFS team is also working to develop a Feasibility Study-level data collection program to be executed during the summer 2025 drill program to allow Thesis to move seamlessly from the PFS to FS in 2026.

The PFS, set to be released at the end of 2025 will assess project design components that will play an important role in permitting. The PFS team is working in coordination with the Permitting team to establish an Initial Project Description (IPD) for the fall of 2025. Submission of the IPD marks the initiation of the Environmental Assessment, an important step in the permitting process for project development.

In parallel with progress in project development, the Thesis Gold Geological Team has been preparing for the 2025 drill program. Exploration drilling will be focused at Ranch this summer with an emphasis placed on new epithermal targets, and targets that have seen early-stage exploration drilling in prior seasons. This summer's program will serve a dual purpose of understanding the geology and geochemistry of the Ranch project area in the context of a larger scale porphyry-epithermal system that may be responsible for the mineral systems that form the Lawyers-Ranch mineral resources.

### Q3 Highlights (September 2024 to November 2024)

Thesis Gold has initiated a PFS in line with the early stages of the Environmental Assessment (EA) process. The PFS will build upon results of the 2024 PEA (see below for more information), which demonstrated an after-tax NPV (5%) of C\$1.28 billion, an IRR of 35.2%, and a 2-year payback period. The PFS is being led by Ausenco and Mining Plus, who are recognized as industry leaders with significant experience and expertise in engineering, process design, and mine planning. This study will assess project design components that will play an important role in permitting and inform potential future construction decisions.

Late in 2024 Thesis Gold announced the results of a new exploration discovery at the Ring zone within the Ranch project area (Figure 2; see company news release from November 13<sup>th</sup>, 2024). This zone was undrilled prior to the 2024 field season, and was a blind target identified through an integration of surficial geochemistry, geophysical data, and structural models that have been applied elsewhere on the property. The first hole drilled at Ring, 24RNGDD001, intersected 13.13 metres core length of 1.21 grams per tonne gold (g/t Au) and 10.18 g/t silver (Ag). Drilling at Ring provided evidence of a significant fault zone that juxtaposes minerals formed in an acidic, low-temperature environment against minerals formed at higher temperatures (Figure 2). The Thesis technical team will use results from the Ring zone to elaborate on the existing exploration model and will continue testing with follow-up drilling in 2025.

Figure 2 – Overview of the Ring zone.

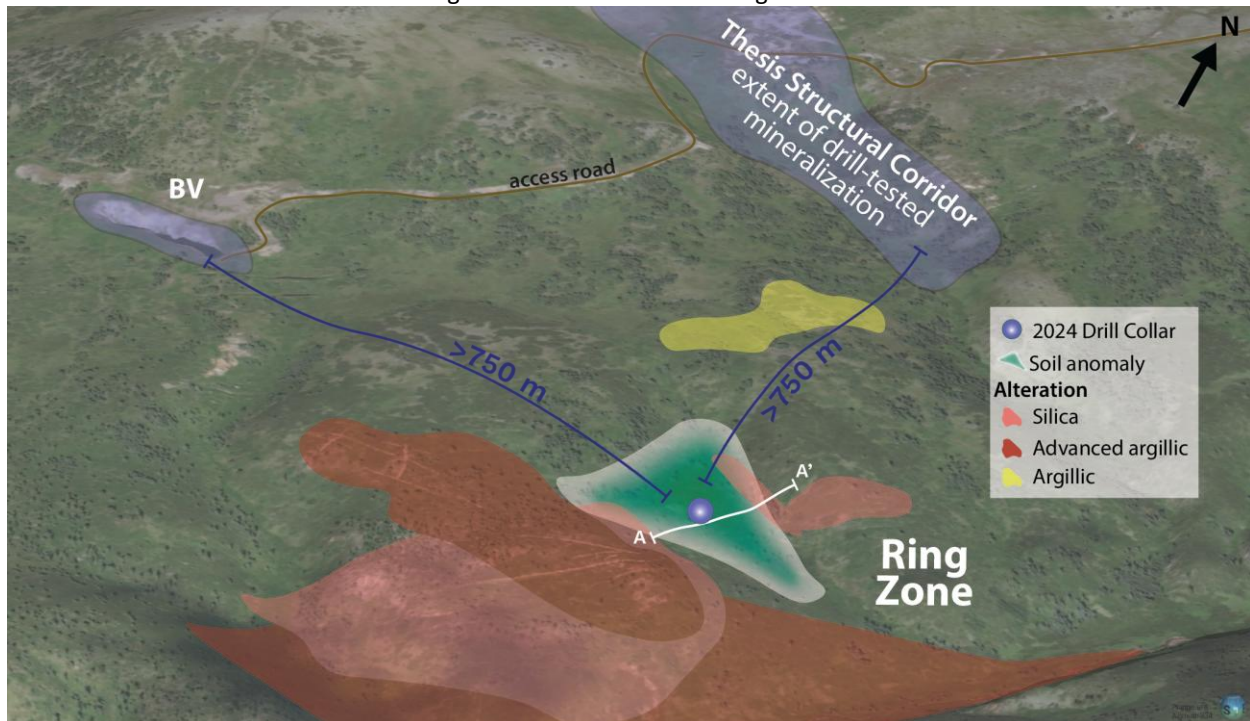
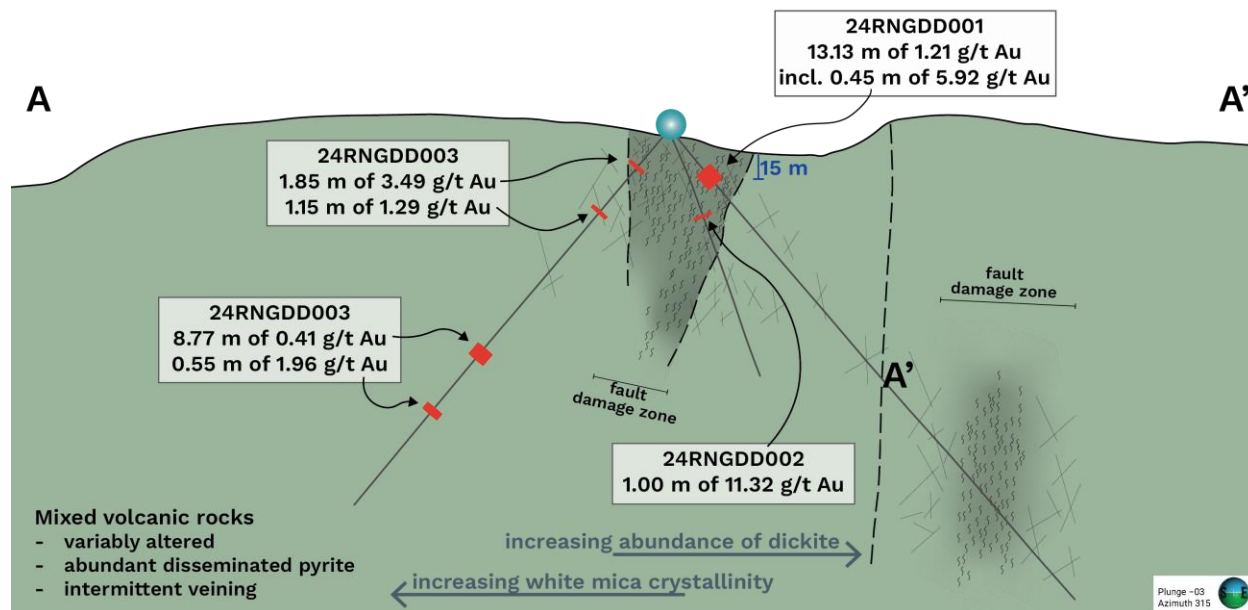


Figure 3 – Cross section showing results from Ring drilling. Line of section is outlined in Figure 2.



Q2 Highlights (June 2024 to August 2024)

The Preliminary Economic Assessment released in 2024 highlights significant material improvements to the project since the 2022 Mineral Resource Estimate (MRE) and PEA. Building upon a 4.7 Moz gold equivalent (AuEq\*) MRE (4.0 Moz Measured and Indicated and 727 koz Inferred), this PEA provides greater clarity on the project’s economic potential and strategically positions Thesis to initiate a PFS in 2025. Details of the 2024 PEA are outlined below (Figure 3).

Figure 3: PEA highlights table

PEA Highlights		2024	2022	%
Gold	USD/oz	1930.0	1,735.0	+11
Silver	USD/oz	24.0	21.75	+10
<b>Pre-Tax NPV (5%)</b>				
Pre-Tax NPV (5%)	C\$M	1,991.0	939.0	+112
<b>Pre-Tax IRR</b>				
Pre-Tax IRR	%	46.0	31.4	+47
<b>Pre-Tax Payback Period</b>				
Pre-Tax Payback Period	Years	1.6	2.0	-20
<b>After-Tax NPV (5%)</b>				
After-Tax NPV (5%)	C\$M	1,277	589	+117
<b>After-Tax IRR</b>				
After-Tax IRR	%	35.2	24.1	+46
<b>After-Tax Payback Period</b>				
After-Tax Payback Period	Years	2.0	2.8	-29
<b>AISC</b>				
AISC	USD/AuEq oz	1,013	941	+8
<b>Initial Capital</b>				
Initial Capital	C\$M	598.4	493	+21
<b>Sustaining Capital</b>				
Sustaining Capital	C\$M	547.2	139	+294
<b>Head Grade</b>				
Head Grade	Avg. AuEq g/t	1.59	1.47	+8
<b>AuEq Annual Production</b>				
AuEq Annual Production	Avg. per year	215,000	169,000	+27
<b>Mill Throughput</b>				
Mill Throughput	Tonnes per day	12,600	10,500	+20
<b>Mine Life</b>				
Mine Life	Years	14.1	12.0	+18
<b>Total Mine Production - Payable AuEq</b>				
Total Mine Production - Payable AuEq	koz	3,025	1,950	+55

The **2024 Field Season** saw the **successful completion of key field programs** essential for advancing the Company to a data-ready stage to initiate a Prefeasibility Study (PFS; Figure 4). Additionally, the season included preliminary reconnaissance of newly staked claims from 2024.

- A total of **9,510 metres (m) were drilled** across both Ranch and Lawyers. Assay results will be released as they become available.
  - **Lawyers:** 4100 m of drilling targeted strategic areas identified within the resource that have the potential to infill and upgrade areas of inferred and indicated resource, both in-pit and in line with conceptual underground stopes.
  - **Ranch:** 5400 m of drilling at Ranch were split between engineering and environmental baseline studies, areas identified for potential resource infill and upgrades, and new exploration targets.
- Biologists and hydrogeologists were on site this summer for data acquisition that will feed directly into establishing a project-wide environmental baseline. This information will be used to characterize aquatic, terrestrial, geochemical, and meteorological components of the Lawyers-Ranch Project, and forms an essential foundation for future permitting.
- Through preliminary reconnaissance field mapping at newly added claims north and east of Ranch, the Thesis technical team continues to unlock and define district-wide potential within the prolific Toodoggone district (Figure 1). Results from this work will be announced as they become available.

**Figure 4:** Project progress to-date.

Engineering Investigations	2024 PEA	2025 PFS
<b>Geotechnical/Hydrogeological - Mining</b>		
Lawyers OP	✓	✓
Lawyers UG	✓	✓
Ranch OP	✓	✓
Ranch UG	✓	✓
<b>Geotechnical/Hydrogeological - Waste</b>		
Tailings Storage Facility	✓	✓
Waste Rock Storage Facility - Lawyers	✓	✓
Waste Rock Storage Facility - Ranch	✓	✓
<b>Geotechnical - Infrastructure</b>		
Process Plant Foundations	✓	✓
Camp Foundations	✓	✓
<b>Metallurgical/Processing/Recovery</b>		
Lawyers	✓	✓
Ranch	✓	<b>Ongoing</b>
<b>Power</b> - Lawyers/Ranch	✓	
<b>Ore Sorting</b> - Ranch	✓	
<b>Technical Report</b> - Lawyers/Ranch	✓	

## 2024 Preliminary Economic Assessment (PEA)

On September 5th of 2024 Thesis Gold announced positive PEA results for the 100% owned Lawyers-Ranch Project. A technical report was subsequently filed with Sedar+ on October 16, 2024. The updated PEA outlines a development plan for the combined Lawyers-Ranch Project, utilizing industry-standard open-pit and underground mining methods. The current PEA presents an optimized processing flowsheet that utilizes both flotation and leaching to maximize recovery of gold (95%) and silver (92%) across a combined Lawyers-Ranch plant feed. The combined and updated Lawyers-Ranch global MRE established during Q1 feeds directly into the robust economics modelled in the 2024 PEA.

Highlights of the 2024 PEA include:

- **Inclusion of underground mining scenario at Lawyers** using longhole stoping and a small zone of drift and fill to feed material from the Dukes Ridge, Cliff Creek, and Ranch deposits.
- **Optimized processing flowsheet** involves crushing, grinding, flotation, leaching, and a Merrill Crowe recovery circuit to produce precious metal concentrate and gold-silver doré bullion on site.
- **Strong economics** outline an **after-tax NPV5% of C\$1.28 billion** and an **IRR of 35.2%** using US\$1,930 per ounce of gold and US\$24 per ounce of silver (Table 1).
- **Robust through a broad spectrum of metal prices** ranging from an after-tax IRR of 28.8% at US\$1,750 for gold and US\$22 for silver to an IRR of 52.8% using a gold price of US\$2,500 and US\$30 for silver (see table 2).
- **Impressive project value** indicated by a 2.1:1 ratio of initial capital expenditures (C\$598.4 million) compared to a C\$1.28 billion after-tax Net Profit Value (NPV5%).
- **Low all-in sustaining costs (AISC)** suggest a cash cost of US\$1,013 per ounce of gold equivalent.
- **Short payback period** of 2.0 years.
- **Increase in the projected Life of Mine and Average Annual Production** compared to the 2022 PEA (Figure 2).

Table 1: Summary of PEA Parameters and Economics Results

General	Unit	LOM Total / Avg.
Au Price	US\$/oz	1,930
Ag Price	US\$/oz	24
Mine Life	yrs	14
Total Processed Feed Tonnes	kt	64,700
Waste Mined	kt	294,000
OP Stripping Ratio	W:O	5
Production	Unit	LOM Total / Avg.
Head Grade - Au	g/t	1.23
Head Grade U/G – Au	g/t	2.40
Head Grade OP – Au	g/t	1.10
Head Grade - Ag	g/t	33.1
Head Grade U/G – Ag	g/t	68.4
Head Grade OP – Ag	g/t	27.5
Head Grade – AuEq*	g/t	1.61
Head Grade U/G – AuEq*	g/t	3.17
Head Grade OP – AuEq*	g/t	1.44
Recovery Rate - Au	%	93
Recovery Rate - Ag	%	86.1



Total Payable Au	koz	2,323
Total Payable Ag	koz	56,405
Total Payable AuEq*	koz	3,025
Average Annual Production - Au	koz/yr	165
Average Annual Production - Ag	koz/yr	4,011
Average Annual Production - AuEq*	koz	215
<b>Operating Costs</b>	<b>Unit</b>	<b>LOM Total / Avg.</b>
OP Mining	CA\$/t Mined	4.08
UG Mining	CA\$/t Mined	72.47
Processing	CA\$/t Processed	15.85
G&A	CA\$/t Processed	5.23
Total	CA\$/t Processed	50.57
AISC	US\$/AuEq* oz	1,013
<b>Capital Cost</b>	<b>Unit</b>	<b>LOM Total / Avg.</b>
Initial Capital	M CA\$	598.4
Sustaining Capital	M CA\$	547.2
including U/G Sustaining Capital of:	M CA\$	251.3
Closure Capital	M CA\$	47.8
Total Capital	M CA\$	1,193.3
<b>Pre-Tax Financials</b>	<b>Unit</b>	<b>LOM Total / Avg.</b>
NPV (5%)	M CA\$	1,991
IRR	%	46.0
Payback Period	Yrs	1.6
<b>After-Tax Financials</b>	<b>Unit</b>	<b>LOM Total / Avg.</b>
NPV (5%)	M CA\$	1,277
IRR	%	35.2
Payback Period	Yrs	2.0
After-Tax NPV:Initial Capital		2.1:1

\*AuEq – gold equivalent calculates at 80:1 silver to gold

#### Sensitivity Analysis

A sensitivity analysis was done on the financial model to verify robust outcomes and impacts on the Project's After-Tax NPV and IRR as tabulated below:

Table 2: Metal Price Sensitivity Analysis

		Base Case		
Gold Price (\$US)	1,750	1,930	2,500	3,000
Silver Price (\$US)	22.00	24.00	30.00	35.00
<u>Pre-Tax</u>				
NPV5% (CA \$M)	1,503	1,991	3,520	4,847
IRR	37.5%	46.0%	69.6%	87.5%

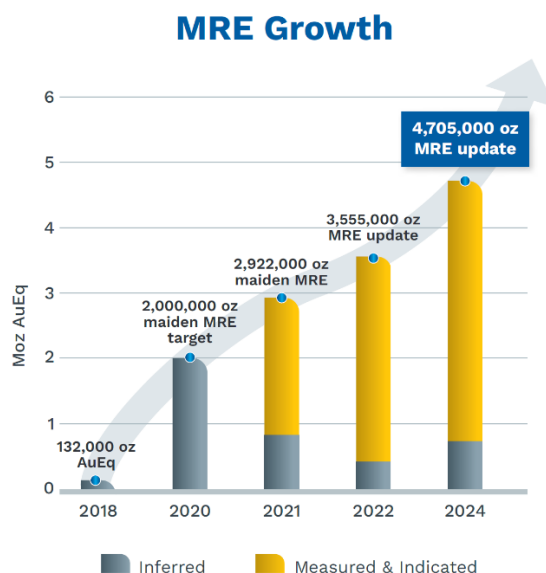
<u>After Tax</u>				
NPV5% (CA \$M)	968	1,277	2,247	3,089
IRR	28.8%	35.2%	52.8%	66.3%
NPV5%: Initial Capex	1.6	2.1	3.8	5.2
Payback Years	2.4	2.0	1.3	0.9

The PEA is preliminary in nature and includes Inferred Mineral Resources considered too speculative geologically to have the economic considerations applied to them that would enable them to be categorized as Mineral Reserves, and there is no certainty that the results of the PEA will be realized. Mineral Resources are not Mineral Reserves and do not have demonstrated economic viability.

### Q1 Highlights

In May 2024, Thesis Gold released a global Mineral Resource Estimate (MRE) for its combined Lawyers-Ranch Project. This resource provided an update to the existing MRE at Lawyers and presented a maiden MRE at Ranch to establish a global resource of just over 4.7 million ounces AuEq\* (4.0 Moz Measured and Indicated and 727 koz Inferred). Between 2022 and 2024, the defined mineral resource at Lawyers-Ranch increased by over 30%, marking a major milestone for the company (Figure 4). The updated resource formed the basis of an update to the PEA, another major step forward in the Lawyers-Ranch development story.

**Figure 5:** Mineral Resource growth over time.



In addition to establishing a global resource, Thesis recently announced the results of preliminary metallurgical work by SGS Canada (detailed below). These studies were initiated to evaluate the combined metallurgical response of open-pit and underground material from Lawyers with high-grade material from Ranch. Integrating material across the combined Lawyers Ranch Project will help to establish the best possible project economics in a forthcoming updated PEA.

## 2024 MRE

The Mineral Resource Estimation is based on a drill hole database consisting of 1,906 drill holes totalling 333,570 m. Since 2022, Thesis Gold has added over 119,000 m of drill data from 819 holes to account for just over one third of the meterage considered in the 2024 MRE. The results of the 2024 MRE are published in Table 1.

Highlights include:

- The bulk of the Mineral Resource is pit-constrained, and accounts for:
  1. Measured Mineral Resource of 1.825 million ounces grading 1.58 g/t AuEq\*
  2. A combined Indicated Resource from both Ranch and Lawyers of 2.023 million ounces grading 1.41 g/t AuEq\*
    - Since 2022, close to 800,000 AuEq\* ounces have been converted from the Inferred to the Indicated category
  3. A combined Inferred Resource of 554 thousand ounces grading 1.64 g/t AuEq
- Out-of-pit MRE poses the potential for an underground mining scenario, and in total accounts for a combined 130,000 Indicated ounces grading 2.98 g/t AuEq\* and 173,000 Inferred ounces grading 2.82 g/t AuEq\*

Table 3. 2024 Lawyers-Ranch Mineral Resource Estimate

Mineral Resource Area	Cutoff AuEq (g/t)	Classification	Tonnes (k)	Au (g/t)	Ag (g/t)	Cu (%)	AuEq (g/t)	Au (koz)	Ag (Moz)	Cu (kt)	AuEq* (koz)
Pit-Constrained Mineral Resource Estimate											
Lawyers	0.4	Measured	35,987	1.1	38.5	-	1.58	1,268	44.5	-	1,825
		Indicated	40,406	0.99	26.8	-	1.32	1,285	34.8	-	1,721
		M&I	76,393	1.04	32.3	-	1.44	2,554	79.4	-	3,546
		Inferred	5,291	0.93	26.9	-	1.26	158	4.6	-	215
Ranch	0.4	Indicated	4,259	2.01	9.5	0.06	2.21	275	1.3	3	303
		Inferred	5,207	1.79	5.3	0.12	2.03	300	0.9	6	339
Total	0.4	Measured	35,987	1.1	38.5	0	1.58	1,268	44.5	0	1,825
		Indicated	44,665	1.09	25.2	0.01	1.41	1,561	36.1	3	2,023
		M&I	80,652	1.09	31.1	0	1.48	2,829	80.7	3	3,848
		Inferred	10,498	1.36	16.2	0.06	1.64	458	5.5	6	554
Out-of-Pit Mineral Resource Estimate											
Lawyers	1.5	Indicated	1,359	2.01	77.4	-	2.98	88	3.4	-	130
		Inferred	1,325	2.33	65.5	-	3.15	99	2.8	-	134
Ranch	1.5	Inferred	579	1.76	4.9	0.19	2.07	33	0.1	1	39
Total	1.5	Indicated	1,359	2.01	77.4	0	2.98	88	3.4	0	130
		Inferred	1,903	2.16	47.14	0.06	2.82	132	2.9	1	173
Total Mineral Resource Estimate											
All	Combined	Measured	35,987	1.1	38.5	0	1.58	1,268	44.5	0	1,825
		Indicated	46,023	1.11	26.7	0.01	1.46	1,648	39.5	3	2,153
		<b>M&amp;I</b>	<b>82,010</b>	<b>1.11</b>	<b>31.9</b>	<b>0</b>	<b>1.51</b>	<b>2,917</b>	<b>84</b>	<b>3</b>	<b>3,978</b>
		<b>Inferred</b>	<b>12,401</b>	<b>1.48</b>	<b>20.9</b>	<b>0.06</b>	<b>1.82</b>	<b>590</b>	<b>8.3</b>	<b>8</b>	<b>727</b>

Notes:

1. Mineral Resources that are not Mineral Reserves do not have demonstrated economic viability.
2. The estimate of Mineral Resources may be materially affected by environmental, permitting, legal, title, taxation, socio-political, marketing, or other relevant issues.
3. The Inferred Mineral Resource in this estimate has a lower level of confidence than that applied to an Indicated Mineral Resource and must not be converted to a Mineral Reserve. It is reasonably expected that the majority of the Inferred Mineral Resource could potentially be upgraded to an Indicated Mineral Resource with continued exploration.
4. The Mineral Resources were estimated in accordance with the Canadian Institute of Mining, Metallurgy and Petroleum (CIM), CIM Standards on Mineral Resources and Reserves, Definitions (2014) and Best Practices Guidelines (2019) prepared by the CIM Standing Committee on Reserve Definitions and adopted by the CIM Council.
5. Historical mined areas were removed from the block-modelled resources.
6. Economic assumptions used include US\$1,850/oz Au, US\$24/oz Ag, 0.76 US\$:CDN\$ FX, process recoveries of 90% and 92% Au for Lawyers and Ranch, respectively, 88% Ag for both projects, 85% Cu for Ranch, a C\$15/t processing cost, and a G&A cost of C\$5/t. The resulting gold equivalency ratio of Au:Ag ratio was 1:80 and Au:Cu was 1:7315.
7. The constraining pit optimization parameters were C\$3.25/t mineralized and waste material mining cost and 52° pit slopes. Open pit resources are reported at an AuEQ cutoff of 0.4 g/t.
8. The Out-of-Pit Mineral Resources include blocks below the constraining pit shell within underground mining shapes. A mining cost of C\$85/t mineralized, in addition to the economic assumptions above, results in a UG AuEQ cutoff of 1.5 g/t. Mining shapes are generated using stope optimization with an objective of maximizing the total metal above the cutoff with a minimum dimension of 1.5 m (W) by 15 m (H) by 15 m (L). All "take all" material within the mining shapes is reported, regardless of whether the estimated grades are above the optimized cutoff grade.
9. Details of the PEA are provided in a technical report with an effective date of October 16, 2024, prepared in accordance with NI 43-101 standards, which is filed under the Company's SEDAR+ profile. Source: APEX (2024)

## FINANCIAL MD&A AND OTHER DISCLOSURE

### Selected Annual Financial Information

Years ended	February 28, 2025	February 29, 2024	February 28 2023
Cash (\$)	9,390,294	7,265,418	17,198,551
Current assets (\$)	15,171,011	13,257,823	27,699,379
Total assets (\$)	206,551,971	183,827,955	129,616,795
Exploration and evaluation assets (\$)	189,003,885	167,840,582	99,549,763
Current liabilities (\$)	2,162,804	4,527,624	1,445,467
Net (loss) income (\$)	(1,650,241)	888,552	(4,864,817)
Basic earnings per common share (\$)	(0.01)	0.01	(0.02)
Diluted earnings per common share (\$)	(0.01)	0.01	(0.02)

### Summary of Quarterly Results

Selected financial data published for operations of the Company during the last eight quarters are as follows:

3 months ended (in Dollars)	May 2025 (Q1)	Feb 2025 (Q4)	Nov 2024 (Q3)	Aug 2024 (Q2)	May 2024 (Q1)	Feb 2024 (Q4)	Nov 2023 (Q3)	Aug 2023 (Q2)
Revenue	nil	nil	nil	nil	nil	nil	nil	nil
Net income (loss)	(880,129)	(874,560)	(152,039)	1,025,772	(1,649,414)	(597,066)	3,049,477	(1,254,705)
Basic EPS	(0.00)	(0.00)	(0.00)	0.01	(0.00)	(0.00)	0.02	(0.01)
Diluted EPS	(0.00)	(0.00)	(0.00)	0.01	(0.00)	(0.00)	0.02	(0.01)

## Results of Operations – Three Months Ended May 31, 2025

During the three months ended May 31, 2025, the Company reported a net loss before taxes of \$1,029,383 (2024 – \$1,848,968). Included in the determination of net loss before taxes was \$110,472 (2024 – \$72,619) spent on office and administration, \$680,906 (2024 – \$124,918) on professional fees, \$3,599 (2024 – \$2,303) on transfer agent and filing fees, \$346,895 (2024 – \$279,210) on management, director and consulting fees, \$372,270 (2024 – \$281,152) on marketing and investor relations expenses, and exploration expense of \$3,851 (2024 – \$28,685). A non-cash recovery of \$364,734 (2024 – \$nil) was recorded for settlement of a flow-through liability. The Company partially offset expenses with received interest income of \$188,885 (2024 – \$55,391).

Significant differences in expenses for the current three-month period as compared to the comparative three-month period were as follows:

- Professional fees increased by \$555,988, mostly due to engagement of firms for financial and capital market advisory during the current period.

Aggregate Capitalized Exploration Expenditures	For the three months ended	
	May 31, 2025	May 31, 2024
Fieldwork	\$ 418,394	\$ 585,768
Geology	161,584	318,685
Drilling	104,058	124,936
Engineering	866,290	307,518
Environmental	711,201	674,505
Assay	580	76,714
Amortization	6,889	8,701
Permits	46,942	155
Travel and support	16,692	666
Community relations	573,240	280,436
Road maintenance and construction	-	5,520
	<u>\$ 2,905,870</u>	<u>\$ 2,383,604</u>

Overall expenses decreased in the period as the Company focused less on resource drilling and more on strategic development of its PEA. Other differences in expenditures are as follows:

- Engineering expenses increased by \$558,772, in relation to work on the pre-feasibility study for the Lawyers-Ranch Project;
- Community relations expenses increased by \$292,804, due to increased fees related to community engagement and payment of annual capacity payments, which is determined by the commencement of exploration.

## Financial Condition, Liquidity, and Capital Resources

Management closely monitors the liquidity and working capital position and expects to have adequate sources of funding to finance the Company's projects and operations.

As of the date of this MD&A, the Company has working capital), which is calculated as current assets less current liabilities, of approximately \$48 million following completion of a \$27.5 million financing on July 8, 2025. This has sufficient cash to fund its operating and administration costs for the next twelve months.

Working capital at May 31 2025 was \$34,195,272 compared to \$13,008,207 at February 28, 2025. At May 31, 2025 the Company had cash of \$33,517,102 (February 28, 2025 - \$9,390,294) to settle current liabilities of \$2,203,192 (February 28, 2024 - \$2,162,804). All of the Company's accounts payable are subject to conventional trade terms.

The net change in cash position at May 31, 2025 compared to February 28, 2025 was an increase of \$24,126,808 (2024 – decrease of \$5,569,097), attributable to the following activities:

Operating activities provided \$455,480 (2024 – used \$4,268,135), mostly due to receipt METC receivable refunds in the period.

Investing activities used \$1,131,584 (2024 - \$1,300,962), mostly relating to capitalized exploration expenditures at the Lawyers-Ranch Project.

Financing activities provided \$24,802,912 (2024 – used \$nil), relating to proceeds from private placements and option exercises net of costs for treasury order fees, agent commissions and other expenses related to the issuance of shares.

The Company has no source of revenue, income or cash flow. Management actively targets sources of additional financing that would assure continuation of the Company's operations and exploration programs. In addition, management closely monitors prices of precious metals, individual equity movements, and the stock market to determine the appropriate course of action to be taken by the Company if favorable or adverse market conditions occur.

**Use of proceeds**

During the three months ended May 31, 2025 and subsequently to the date of this MD&A, Thesis completed the following private placements:

On July 8, 2025, the Company completed a private placement of 18,814,000 flow-through common shares for gross proceeds of \$27,569,930.

On April 28, 2025, the Company completed a private placement of 23,460,160 common shares at \$1.03; for gross proceeds of \$24,163,965.

Proceeds and Intended Use	Actual Use of Proceeds
<p>During the three months ended May 31, 2025, the Company received net proceeds of \$23.4M in connection with brokered market offerings.</p> <p>The majority of the funds raised will be used to fund exploration the Lawyers-Ranch Property. The remainder will be used for general working capital and corporate overhead.</p>	<p>The funds raised were used to fund exploration and advancement of the Lawyers and Ranch properties. Which includes:</p> <ul style="list-style-type: none"> <li>- Exploration and drill program,</li> <li>- Pre-Feasibility Study on the combined Lawyers-Ranch Project,</li> <li>- Environmental Impact Assessment Process.</li> </ul>
<p>During the year ended February 28, 2025, the Company received net proceeds of \$19.5M in connection with brokered market offerings.</p> <p>The majority of the funds raised will be used to fund exploration the Lawyers-Ranch Property. The remainder will be used for general working capital and corporate overhead.</p>	<p>The funds raised were used to fund exploration and advancement of the Lawyers and Ranch properties. Which includes:</p> <ul style="list-style-type: none"> <li>- Advanced metallurgical, engineering and environmental studies.</li> <li>- Completed resource upgrading and exploration drilling</li> <li>- PEA update.</li> </ul>

## Commitments

As at May 31, 2025, the Company has incurred the required expenses to keep its core mineral claims in good standing until 2033.

## Financial Instruments and Risk Management

The Company is exposed to the following financial risks:

- i) Market risk
- ii) Credit risk
- iii) Liquidity risk

In common with all other businesses, the Company is exposed to risks that arise from its use of financial instruments. This note describes the Company's objectives, policies and processes for managing those risks and the methods used to measure them. Further quantitative information in respect of these risks is presented throughout these financial statements.

There have been no substantive changes in the Company's exposure to financial instrument risks, its objectives, policies and processes for managing those risks or the methods used to measure them from previous years unless otherwise stated in the note.

### General objectives, policies and processes

The Board of Directors has overall responsibility for the determination of the Company's risk management objectives and policies and, whilst retaining ultimate responsibility for them, it has delegated the authority for designing and operating processes that ensure effective implementation of the objectives and policies to the Company's finance function.

The overall objective of the Board and the Company's finance function is to set policies that seek to reduce risk as far as possible without unduly affecting the Company's competitiveness and flexibility and to ensure that risks are properly identified and that the capital base is adequate in relation to those risks. Further details regarding these policies are set out below.

### Market Risk

Market risk is the risk that the fair value of future cash flows of a financial instrument will fluctuate because of changes in market prices. Market prices are comprised of three types of risk: currency risk, interest rate risk, commodity price risk.

#### *Currency risk*

Currency risk is the risk that the fair value of, or future cash flows from, the Company's financial instruments will fluctuate because of changes in foreign exchange rates. The Company's share capital as well as the Company's reporting currency is denominated in Canadian dollars. Management has assessed that the Company's current exposure to currency risk as low, but acknowledges this may change in the future.

#### *Interest rate risk*

Interest rate risk is the risk arising from the effect of changes in prevailing interest rates on the Company's financial instruments. Interest rate risk is limited to potential decreases on the interest rate offered on cash held with chartered Canadian financial institutions. The Company considers this risk to be minimal.

### *Commodity price risk*

The Company's ability to raise capital to fund exploration activities is subject to risks associated with fluctuations in the market price of mineral resources. The Company closely monitors commodity prices to determine the appropriate course of action to be taken.

### Credit risk

Credit risk is the risk of potential loss to the Company if a counterparty to a financial instrument fails to meet its contractual obligations. The Company's maximum credit risk at May 31, 2025 is equal to the total of the carrying values of cash, short-term investment and other receivable. The Company has assessed its exposure to credit risk on its cash and short-term investment and has determined that such risk is minimal. All of the Company's cash and its short-term investment are held with a financial institution in Canada. The Company has assessed its exposure to credit risk on its other receivable and has determined that such risk is low.

### Liquidity risk

Liquidity risk is the risk that the Company will not meet its financial obligations as they fall due. The Company monitors its risk by monitoring the maturity dates of its existing debt and other payables. The Company's policy is to ensure that it will always have sufficient cash to allow it to meet its liabilities when they become due, under both normal and stressed conditions, without incurring unacceptable losses or risking damage to the Company's reputation. To achieve this objective, the Company prepares annual expenditure budgets, which are regularly monitored and updated as considered necessary. Monthly working capital and expenditure reports are prepared by the Company's finance function and presented to management for review and communication to the Board.

As at May 31, 2025, all of the Company's accounts payable and accrued liabilities of \$1,848,380 are due within one year.

### Determination of fair value

The statement of financial position carrying amounts for other receivable and accounts payable approximate fair value due to their short-term nature. Due to the use of subjective judgments and uncertainties in the determination of fair values these values should not be interpreted as being realizable in an immediate settlement of the financial instruments.

Financial assets and liabilities measured at fair value are grouped into three Levels or a fair value hierarchy. The three Levels are defined based on the observability of significant inputs to the measurement, as follows:

- Level 1: quoted prices (unadjusted) in active markets for identical assets or liabilities;
- Level 2: inputs other than quoted prices included within Level 1 that are observable for the asset or liability, either directly (i.e. as prices) or indirectly (i.e. derived from prices);
- Level 3: unobservable inputs for the asset or liability.

The following table sets forth the Company's financial assets measured at fair value on a recurring basis by level within the fair value hierarchy as follows:

<b>As at May 31, 2025:</b>				
Asset:	Level 1	Level 2	Level 3	Total
Cash	\$ 35,517,102	-	-	\$ 35,517,102
Short-term investment	\$ 36,276	-	-	\$ 36,276



**As at February 28, 2025:**

Asset:	Level 1	Level 2	Level 3	Total
Cash	\$ 9,390,294	-	-	\$ 9,390,294
Short-term investment	\$ 35,907	-	-	\$ 35,907

**Related party transactions**Key management

Key management includes directors and key officers of the Company, including the President, Chief Executive Officer and Chief Financial Officer. The aggregate value of transactions and outstanding balances with key management personnel and directors and entities over which they have control or significant influence were as follows:

Related Party	Nature of Relationship
Ewan Webster/1318434 B.C. Ltd.	CEO/Company controlled by CEO
Sean Mager/859053 Alberta Ltd.	CFO/Company controlled by CFO
Ian Harris	Former COO
William Lytle	Director
Thomas Mumford/1255483 B.C. Ltd.	Director/Company controlled by Director
Nicholas Stajduhar/Severin Holdings Inc.	VP Corporate Development and Director/Company controlled by VP Corporate Development and Director
Lisa Peterson/ Auventus Inc.	Director/Company controlled by Director
Jody Shimkus/JMS Consulting Inc.	Director/Company controlled by Director

Payee	Nature of the transaction	For the three months ended	
		May 31, 2025	May 31, 2024
CEO	Management and consulting fees	\$ 82,500	\$ 82,500
CFO	Management and consulting fees	52,500	50,000
Former COO	Management and consulting fees	-	33,355
Chairman (William Lytle)	Director and committee fees	25,000	25,000
Director (Nick Stajduhar)	Consulting fees	37,500	47,500
Director (Jody Shimkus)	Director and committee fees	10,250	13,250
Director (Thomas Mumford)	Director and committee fees	10,875	13,875
Director (Lisa Peterson)	Director and committee fees	11,500	14,500
		<b>\$ 230,125</b>	<b>\$ 279,780</b>

**Non-IFRS Measures**

The Company has included certain non-IFRS measures in the annual and quarterly information tables above for the calculation of the working capital as current assets, less current liabilities. The Company believes that these measures provide investors with an improved ability to evaluate the performance of the Company.

Non-IFRS measures do not have any standardized meaning prescribed under IFRS Accounting Standards. Therefore, such measures may not be comparable to similar measures employed by other companies. The data is intended to provide additional information and should not be considered in isolation or as a substitute for measures of performance prepared in accordance with IFRS Accounting Standards.

## **Material Accounting Policies**

The Company's material accounting policies are in accordance with IFRS Accounting Standards and are contained in the annual financial statements for the year ended February 28, 2025. Furthermore, there were no material changes in the Company's accounting policies during the first quarter ended May 31, 2025.

## **Critical Accounting Estimates**

The preparation of the financial statements in conformity with IFRS Accounting Standards requires management to make judgments, estimates and assumptions which affect the reported amounts of assets and liabilities, the disclosure of contingent assets and liabilities at the date of the financial statements and the reported amounts of revenues and expenses during the reporting period. Estimates are based on historical experience and other factors considered to be reasonable and are reviewed on an ongoing basis. Revisions to estimates and the resulting effects on the carrying amounts of the Company's assets and liabilities are accounted for prospectively.

Estimation uncertainties are described in the Company's annual financial statements for the year ended February 28, 2025.

## **Critical Accounting Judgements**

The preparation of financial statements requires management to exercise judgment in the process of applying its accounting policies. Judgments are regularly evaluated and are based on management's experience and other factors, including expectations about future events that are believed to be reasonable under the circumstances. In preparing the Company's unaudited condensed interim financial statements for the three months ended May 31, 2025, the Company used the same accounting policies and methods of computation as in the Company's annual financial statements for the year ended February 28, 2025. The following section discusses significant accounting policy judgments which have been made in connection with the financial statements for the three months ended May 31, 2025:

### Mineral Property Impairment Indicators

In accordance with the Company's accounting policy for its mineral properties, exploration and evaluation expenditures on mineral properties are capitalized. There is no certainty that the expenditure made by the Company in the exploration of its property interests will result in discoveries of commercial quantities of minerals. The Company applies judgment to determine whether indicators of impairment exist for these capitalized costs. Management uses several criteria in making this assessment, including the period for which the Company has the right to explore, expected renewals of exploration rights, whether substantive expenditures on further exploration and evaluation of mineral properties are budgeted, and evaluation of the results of exploration and evaluation activities up to the reporting date.

## **IFRS Accounting Standards Issued but Not Applied**

There are no IFRS Accounting Standards or International Financial Reporting Interpretations Committee that are not yet effective that would be expected to have a material impact on the Company's financial statements.

## **Risks and Uncertainties**

The success of the Company's business is subject to a number of factors, including but not limited to those risks normally encountered in the mining industry, such as market or commodity price changes, economic downturn, exploration uncertainty, operating hazards, increasing environmental regulation, competition with companies having greater resources, and lack of operating cash flow.

### *Mining Risks*

The Company is subject to the risks typical in the mining business including uncertainty of success in exploration and development; operational risks including unusual and unexpected geological formations, rock bursts, particularly as exploration moves into deeper levels, cave-ins, flooding and other conditions involved in the drilling and removal of material as well as environmental damage and other hazards; risks that intended drilling schedules or estimated costs will not be achieved; and risks of fluctuations in the price of commodities and currency exchange rates. Metal prices are subject to volatile price movements over short periods of time and are affected by numerous factors, all of which are beyond the Company's control, including expectations of inflation, levels of interest rates, sale of gold by central banks, the demand for commodities, global or regional political, economic and banking crises and production rates in major producing regions. The aggregate effect of these factors is impossible to predict with any degree of certainty.

### *Business Risks*

Natural resources exploration, development, production and processing involve a number of business risks, some of which are beyond the Company's control. These can be categorized as operational, financial and regulatory risks.

Operational risks include finding and developing reserves economically, marketing production and services, product deliverability uncertainties, changing governmental law and regulation, hiring and retaining skilled employees and contractors and conducting operations in a cost effective and safe manner. The Company continuously monitors and responds to changes in these factors and adheres to all regulations governing its operations. Financial risks include commodity prices, interest rates and foreign exchange rates, all of which are beyond the Company's control.

Regulatory risks include possible delays in getting regulatory approval to the transactions that the Board of Directors believe to be in the best interest of the Company and include increased fees for filings as well as the introduction of ever more complex reporting requirements, the cost of which the Company must meet in order to maintain its exchange listing.

### *Competition*

The mineral exploration and mining business is competitive in all of its phases. The Company will compete with numerous other companies and individuals, including competitors with greater financial, technical and other resources, in the search for and the acquisition of attractive exploration and evaluation properties. The Company's ability to acquire properties in the future will depend not only on its ability to develop its present properties, but also on its ability to select and acquire suitable prospects for mineral exploration or development. There is no assurance that the Company will be able to compete successfully with others in acquiring such prospects.

### *Key Executives*

The Company is dependent on the services of key executives and a small number of highly skilled and experienced consultants and personnel, whose contributions to the immediate future operations of the Company are likely to be of importance. Locating mineral deposits depends on a number of factors, not the least of which is the technical skill of the exploration personnel involved. Due to the relatively small size of the Company, the loss of these persons or the Company's inability to attract and retain additional highly skilled employees or consultants may adversely affect its business and future operations. The Company does not currently carry any key man life insurance on any of its executives.

### *Government Regulation*

The current or future operations of Thesis, including exploration and development activities and the commencement and continuation of commercial production, require licenses, permits or other approvals from various foreign federal, provincial and local governmental authorities and such operations are or will be governed by laws and regulations relating to prospecting, development, mining, production, exports, taxes, labour standards, occupational

health and safety, waste disposal, toxic substances, land use, water use, environmental protection, land claims of indigenous people and other matters. There can be no assurance, however, that Thesis will obtain on reasonable terms, or at all, the permits and approvals, and the renewals thereof, which it may require for the conduct of its current or future operations or that compliance with applicable laws, regulations, permits and approvals will not have an adverse effect on any mining project which Thesis may undertake. Possible future environmental and mineral tax legislation, regulations and actions could cause additional expense, capital expenditures, restrictions and delays to the Company's planned exploration and operations, the extent of which cannot be predicted.

Failure to comply with applicable laws, regulations and permitting requirements may result in enforcement actions there under, including orders issued by regulatory or judicial authorities causing operations to cease or be curtailed, and may include corrective measures requiring capital expenditures, installation of additional equipment, or remedial actions. Parties engaged in mining operations may be required to compensate those suffering loss or damage by reason of the mining activities and may have civil or criminal fines or penalties imposed for violations of applicable laws or regulations.

#### *Environmental Risks and Hazards*

All phases of Thesis's operations will be subject to environmental regulation in the jurisdictions in which it intends to operate. These regulations mandate, among other things, the maintenance of air and water quality standards and land reclamation, provide for restrictions and prohibitions on spills, releases or emissions of various substances produced in association with certain mining industry activities and operations. They also set forth limitations on the generation, transportation, storage and disposal of hazardous waste. A breach of such regulation may result in the imposition of fines and penalties. In addition, certain types of mining operations require the submission and approval of environmental impact assessments. Environmental legislation is evolving in a manner which will require stricter standards and enforcement, increased fines and penalties for non-compliance, more stringent environmental assessments of proposed projects and a heightened degree of responsibility for companies and their officers, directors and employees. The cost of compliance with changes in governmental regulations has a potential to reduce the viability or profitability of operations. Environmental hazards may exist on the properties in which Thesis holds interests or on properties that will be acquired which are unknown to Thesis at present and which have been caused by previous or existing owners or operators of the properties.

#### *No Operating History and Financial Resources*

The Company does not have an operating history and has no operating revenues and is unlikely to generate any in the foreseeable future. It anticipates that its cash resources are sufficient to cover its projected funding requirements for the remainder of the fiscal year. Additional funds will be required for general operating costs, and for further exploration to attempt to prove economic deposits and to bring such deposits to production. Additional funds will also be required for the Company to acquire and explore other mineral interests. The Company anticipates that its cash resources will be sufficient to cover its projected funding requirements for the ensuing year. If its exploration program is successful, additional funds will be required for further exploration to prove economic deposits and to bring such deposits to production. Failure to obtain additional funding on a timely basis could result in delay or indefinite postponement of further exploration and development and could cause the Company to forfeit its interests in some or all of its properties or to reduce or terminate its operations. Inferred mineral resources are not mineral reserves. Mineral resources which are not mineral reserves do not have demonstrated economic viability. There is no guarantee that any part of the mineral resources discussed herein will be converted into a mineral reserve in the future.

#### *Potential Conflicts of Interest*

Certain directors and officers of the Company are, and may continue to be, involved in the mining and mineral exploration industry through their direct and indirect participation in corporations, partnerships or joint ventures which are potential competitors of the Company. Situations may arise in connection with potential acquisitions in investments where the other interests of these directors and officers may conflict with the interests of the Company.

Directors and officers of the Company with conflicts of interest will be subject to and will follow the procedures set out in applicable corporate and securities legislation, regulation, rules and policies.

#### *Dividends*

The Company has no earnings or dividend record and is unlikely to pay any dividends in the foreseeable future as it intends to employ available funds for mineral exploration and development. Any future determination to pay dividends will be at the discretion of the Board of Directors of the Company and will depend on the Company's financial condition, results of operations, capital requirements and such other factors as the Board of Directors of the Company deem relevant.

#### *Price Volatility and Lack of Active Market*

In recent years, the securities markets in Canada and elsewhere have experienced a high level of price and volume volatility, and the market prices of securities of many public companies have experienced significant fluctuations in price which have not necessarily been related to the operating performance, underlying asset values or prospects of such companies. It may be anticipated that any quoted market for the Company's securities will be subject to such market trends and that the value of such securities may be affected accordingly.

#### *Nature of the Securities*

The purchase of the Company's securities involves a high degree of risk and should be undertaken only by investors whose financial resources are sufficient to enable them to assume such risks. The Company's securities should not be purchased by persons who cannot afford the possibility of the loss of their entire investment. Furthermore, an investment in the Company's securities should not constitute a major portion of an investor's portfolio.

#### **Outstanding Share Data**

This is authorized to issue an unlimited Class number of common shares without par value. As at the close of trading on July 30, 2025 the following common shares and warrants were outstanding:

Common shares issued	<b>250,800,668</b>		
Options outstanding	1,279,200	@	\$0.50 to November 20, 2025
	57,692	@	\$3.38 to January 28, 2026
	521,520	@	\$1.32 to May 7, 2026
	1,442,301	@	\$2.99 to June 21, 2026
	1,254,600	@	\$1.37 to October 4, 2026
	1,423,069	@	\$2.86 to January 26, 2027
	1,525,200	@	\$2.46 to March 25, 2027
	384,614	@	\$1.09 to October 20, 2027
	370,000	@	\$0.39 to February 28, 2029
	3,455,000	@	\$0.47 to March 13, 2029
	750,000	@	\$0.79 to February 18, 2030
	500,000	@	\$1.20 to June 4, 2030
Warrants outstanding	256,020	@	\$1.13 to October 5, 2025
	409,110	@	\$1.13 to October 10, 2025
	1,326,499	@	\$0.95 to December 21, 2025
	1,000,000	@	\$0.60 to May 17, 2026
Deferred share units	750,000		
Restricted share units	1,500,000		
Fully diluted	<b>269,005,493</b>		

#### **Off-Balance Sheet Arrangements**

The Company does not have any off-balance sheet arrangements.

**Qualified Person**

The disclosures contained in this MD&A regarding the Company's exploration and evaluation properties have been prepared by, or under the supervision of Mr. Mike Dufresne, M.Sc., P.Geol., P.Geo., a principal of APEX Geoscience Ltd. and a Qualified Person for the purposes of National Instrument 43-101.

**Approval**

The Board of Directors of the Company approved the disclosures contained in this MD&A as recommended by the Audit Committee.

**Additional Information**

Continuous disclosure relating to the Company may be found on SEDAR+ at [www.sedarplus.ca](http://www.sedarplus.ca). All published information is publicly available through the Company website at [www.thesisgold.com](http://www.thesisgold.com)